

FIG 5

Store your FreeREEL in the wall storage bracket with the cord or hose loaded on the FreeREEL

(FIG 5)

To learn more about using your FreeREEL, go to: martinproductdesign.com

Or scan this to go to our website



Your FreeREEL has been designed to be the most versatile cord, rope, air hose, expandable garden hose, and cable management system.

To learn about advanced uses for your FreeREEL, also go to our website.

The FreeREEL is warranted to be free from defects in materials and workmanship for five years from purchase date. If you have any issues or problems, please contact us.

A product of Martin Product Design LLC
1701 Camelot Drive • Madison, WI 53705
martinproductdesign.com • 608.213.2543

MARTIN PRODUCT DESIGN



PTIA 2018
PRO TOOL INNOVATION AWARDS



Quick-Start Guide



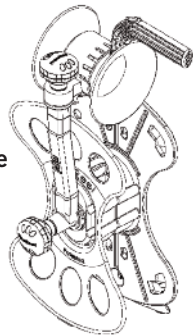
Use with:
Extension
Cords

• Air
Hoses

• Expandable
Garden
Hoses

• Ropes

• Cables



Garage • Workshop • Garden • Truck
Professionals • Homeowners • DIYers

**This Quick-Start Guide will get you using your FreeREEL
to manage your cords and hoses in the way most people use it.**

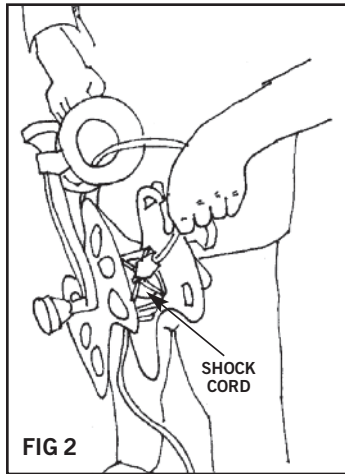
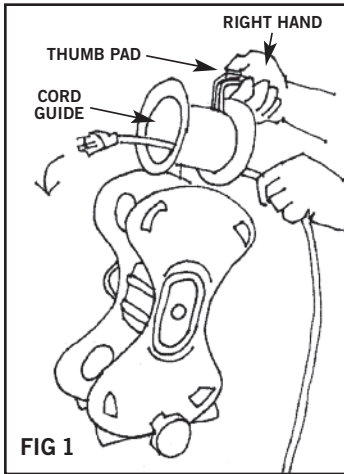


FIG 1

FIG 2

**Attach your cord or hose
to your FreeREEL
(FIG 1 and 2)**

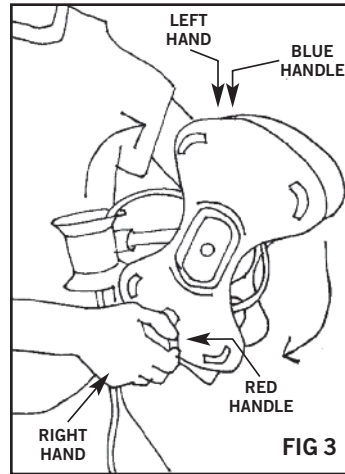


FIG 3

**Reel your cord or hose
ONTO your FreeREEL
(FIG 3)**

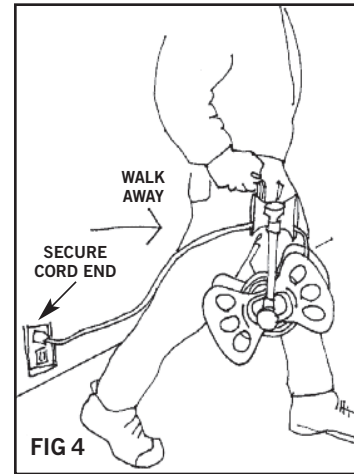


FIG 4

**Take your cord or hose
OFF of your FreeREEL,
so you can use it
(FIG 4)**